



## Original Article

# Ultrasonic studies of NaCl, NaBr and NaI in Glycol + Water & Glycerol + Water at 303.15 K.

Nimain Charan Raut, Smrutiprava Das\*

PG Department of Chemistry, Ravenshaw University, Cuttack, India.

### ARTICLE INFO

### A B S T R A C T

Received: 22 May 2015  
Accepted: 29 May 2015

Density and ultrasonic velocity have been measured for NaCl, NaBr and NaI in Glycol + Water & Glycerol + Water at 303.15 K. A quantitative relationship has been established among the thermodynamic properties like sound velocity ( $U$ ), adiabatic compressibility ( $\beta_s$ ), intermolecular free length ( $L_f$ ), Acoustic impedance ( $Z$ ), apparent molar compressibility ( $K_\phi$ ), apparent molar volume ( $V_\phi$ ) limiting apparent molar compressibility ( $K_\phi^0$ ) limiting apparent molar volume ( $V_\phi^0$ ) and their constants ( $S_K$ ,  $S_V$ ). From the obtained values, molecular interaction study has been made successfully in the light of these acoustical properties through hydrogen bonding between solute and solvent mixture.

**Keywords:** Ultrasonic velocity, apparent molar volume, acoustical impedance, molecular interaction, hydrogen bonding.

## 1. INTRODUCTION

In the recent years ultrasonic velocity measurements are helpful to interpret solute-solvent, ion-solvent, solvent-solvent interaction in aqueous and non aqueous medium<sup>1-4</sup>. Recently acoustic parameters studies of metal complexes have been carried out from our laboratory<sup>5</sup> and Mishra et al have also reported the similar work<sup>6</sup>. The interaction helps in better understanding the types of solute and solvent i.e.

### Corresponding author \*

Smrutiprava Das, PG Department of Chemistry, Ravenshaw University, Cuttack, India.  
E mail – [dassmrutiprava@yahoo.in](mailto:dassmrutiprava@yahoo.in)

whether the added solute modifies or distorts the structure of solvent. Apparent molar volume gives valuable information about ion-ion and ion-solvent interaction in solution<sup>7-11</sup>. The addition of organic solvent to an aqueous solvent of electrolyte brings about the change in ion solvation that result a large change in reactivity of dissolved electrolyte.<sup>12-13</sup> Intermolecular interactions in various binary liquid mixtures at different temperatures have been studied by several authors<sup>14-17</sup>. Physico chemical properties like density, viscosity and speed of sound have got considerable importance in forming theoretical models as well as their applications in a number of branches of science. A considerable progress has been made towards theoretical understanding of liquid – liquid mixture<sup>18-21</sup>. The binary mixture are indispensable for many chemical processing industries e.g. petroleum, petrochemicals, where physico-chemical processes are involved to handle the mixtures of hydrocarbons, alcohols, ketones etc<sup>22</sup>. For accurate designing equipment it is necessary to know the interaction between the components of mixture. The thermodynamic studies of binary solutions have attracted much attention of scientists and experimental data on a number of systems are available from review and publications. Viscosity, density measurements and the properties derived from these are excellent tools to detect solute – solute and solvent interactions. It is used in different fields of scientific researches in physics, chemistry, biology, medicines and industries. The present work deals with the measurement of density ( $\rho$ ), relative viscosity ( $\eta_r$ ), apparent molar volume ( $\phi_v$ ), ultrasonic velocity (U) and the derived acoustical parameters with Glycol + Water & Glycerol + Water mixture at 303.15 K using NaCl, NaBr and NaI as electrolytes.

It is also observed that the values of A (Falkenhagen Coefficient) are positive in both the systems since A is

a measure of ionic interaction. B-coefficient is also known as a measure of order or disorder introduced by the solute into the solvent. It is also a measure of solute-solvent interaction and relative size of the solute & solvent molecules. The values of B-coefficient are also positive in both the systems. In aquo-organic solution of NaCl positive values suggest the predominance of ion-ion interaction.

## 2. MATERIALS AND METHOD

The entire chemical used in this present research work are spectroscopic reagents (SR) and analytical reagent (AR) grades of minimum assay of 99.9% obtained from E-Merck, Germany and SD fine chemicals, India, which are used without further purification. Water used in these experiments was deionized and distilled. The required quantity of NaCl, NaBr and NaI for a given molality was dissolved in binary mixture of aqueous Glycol and Glycerol and similar procedure has been adopted for different molalities of NaCl, NaBr and NaI. The density was determined using a specific gravity bottle by relative measurement method. The ultrasonic velocity was measured by ultrasonic interferometer having frequency 2MHz (Mittal Enterprises, model no F-81). The constant temperature is mentioned by circulatory water through the double wall measuring cell made up of steel.

## 3. RESULTS AND DISCUSSION

Using the measured data various acoustic parameters<sup>23-27</sup> have been calculated. These parameters include adiabatic compressibility, intermolecular free length, acoustic impedance, apparent molar compressibility, apparent molar volume, limiting apparent molar compressibility, limiting apparent molar volume and the associated constants  $S_K$  and  $S_V$ . The apparent molar volume ( $V_w$ ) was determined from the following:

$$V_w = 1000(cd_0)^{-1}(d_0 - d) + M_2d_0^{-1}$$

and the results are noted in “Table 1” where  $c$  is the molar concentration of the solution,  $M_2$  is the molecular mass of the solute,  $d_0$  and  $d$  are the densities of pure solvent and solution respectively. The apparent molar volume thus obtained is found to vary linearly with  $c^{1/2}$ . The  $V_w$  data were fitted by a method of least squares to Masson's equation<sup>28</sup>,

$$V_w = V_w^0 + S_v c^{1/2}$$

The values of limiting apparent molar volume ( $V_w$ ) and slope  $S_v$  calculated from the graph are recorded in “Table 2”. The positive value of  $S_v$  indicates ion-ion interaction. The increase of  $V_w^0$  with increasing concentration of glycol may be attributed due to low charge density.

The viscosity data of electrolyte solutions both in aqueous and non-aqueous solutions follow the Jones-Dole<sup>29</sup> equation and recorded in “Table 1”

$$y_r = \frac{y}{y_0} = 1 + Ac^{1/2} + Bc$$

Where  $y_r$  in the relative viscosity of the solution.  $y$  and  $y_0$  are the viscosities of solution and solvent respectively.  $c$  is the molar concentration.  $A$  and  $B$  are constants. Falkenhagen<sup>30</sup> coefficient  $A$  is due to the contributions from interionic forces. The  $B$ -coefficient of Jones-Dole equation indicates the ion-solvent interaction in solutions.<sup>31</sup>

The plot of  $\left(\frac{\eta_r - 1}{\sqrt{C}}\right)$  vs.  $\sqrt{C}$  is linear (Fig.1)

The values of  $A$  and  $B$  obtained from the graph are recorded in “Table 2”.

It is also observed that the values of  $A$  (Falkenhagen Coefficient) are positive in both the systems. Since  $A$  is a measure of ionic interaction,  $B$ -coefficient is also known as a measure of order or disorder introduced by

the solute into the solvent. It is also a measure of solute-solvent interaction and relative size of the solute & solvent molecules. The values of  $B$ -coefficient are also positive in both the systems. In aquo-organic solution of NaCl positive values of  $A$  suggest the predominance of ion-ion interaction.

The following observations have been made on  $K_\phi^0$  and  $K_\phi$  of sodium Chloride, Bromide and Iodide in aqueous Glycol, and Glycerol mixtures. The limiting apparent molar compressibility  $K^0$  provides information regarding ion-solvent interaction. The values of  $K_\phi^0$  are negative for all the systems over the entire range of concentration. . In other words the large negative value of  $K$  may indicate the presence of packing or caging effect<sup>32</sup>. The decrease in the negative value indicates that with increase in the mole fraction of aqua-organic solvents, ion-solvent interaction increases as a result caging effect diminishes.

- The values of  $K$  increases linearly with increasing ion concentration.
- The values of  $K_\phi$  are positive for both Glycol and Glycerol.

This  $K_\phi$  value increases with the increase in organic solvent. This Shows that in presence of Glycol and Glycerol, there is increase in electrostriction of solvation and the order is Glycol + water > Glycerol + water and the reverse is the structure making order.

This can be explained considering following aspects:

- Glycerol has got three -OH groups, Glycol two -OH groups whereas, water is both a proton donor and acceptor.
- It accepts a proton and the three dimensional water structures are easily broken down. Glycol and glycerol containing greater number of -OH groups are not able to break the hydrogen bond so easily as their molecules are linked with each other by hydrogen.

At all temperatures of the present study, the limiting apparent slope ( $S_v$ ) of Masson's equation is positive suggesting ion-ion interaction. It may be attributed due to the change in the mobility of the ions due to the change in the dielectric constant. The ion-ion interaction in different solvents is of the order :Glycol + water > Glycerol +water. The volume behavior of solute at infinite dilution is satisfactorily represented by  $V^0$  which is independent of ion-ion interaction and provides information concerning ion-solvent interaction. The values of  $V^0$  are positive for aqueous Glycol, and Glycerol mixtures. Positive values of  $V^0$  suggest that ion-ion interactions predominate. The variation of relative viscosity, molar sound velocity (R), sound velocity (U), adiabatic compressibility ( $\beta_s$ ), intermolecular free length ( $L_f$ ), Acoustic impedance (Z) are shown in Table 3-10. The variation of the isentropic compressibility ( $\beta_s$ ) values of the substrates solution goes on decreasing with increase in concentration of the solution. As such the internal pressure increases with the increase in concentration of solute. At lesser values of ( $\beta_s$ ), ultrasonic velocity increases. From this we can conclude that the formation of more clusters of the solute solvent molecules with increasing hydrodynamic volume increases the isothermal compressibility while the density increases nominally over the solvent, the value thereby causing increased sound velocity. The intermolecular free length ( $L_f$ ) decreases with increasing concentration of the solute in the solution. The values are comparatively less in Glycol + water than in the Glycerol + water (Fig.9& 10). This variation is probably due to higher internal pressure in Glycol + water mixture than Glycerol+ water mixture. The slope ( $S_v$ ) is positive in all the solution. This agrees with our earlier findings that all the solutions contain electrolytes. The molar sound velocity (R) decreases linearly with increase in the concentration as shown in Figure 7 & 8. This

decreasing order of molar sound velocity with concentration shows that the relative association in the solution decreases with the increase in concentration. The molar compressibility (W) decreases with the increase in solute concentration and acoustic impedance (Z) increases with increase in solute concentration in almost linear manner. The increasing order of Z with concentration can be explained on the basis of the decreasing number of free solvent molecules. As most of the solvent molecules are engaged in interaction with the solute. Addition of more solute to the solvent leads to the acceleration of the process of breaking of aggregates of solvent molecules. This process leads to the inhibition of propagation of sound waves due to large sized solute molecules acting as structure promoters. The variation in molar sound velocity is identical to that of ultrasonic velocity in the bulk. As the values of (Z) decrease over all the solvent, the value thereby causing increased sound velocity.

#### 4. CONCLUSION

The data measured shows that the ultrasonic velocity increases with increase in concentration (Fig. 5 & 6) in all cases along with acoustic impedance (Z) (Fig. 11 & 12) while intermolecular free length ( $L_f$ ) (Fig. (9 & 10) and molar sound velocity (R) (Fig.7 & 8) decreases with increase in concentration. The increase in isentropic compressibility ( $\beta_s$ ) (Table 3-10) with decreasing concentration suggest minimum interaction between the unlike molecules (i.e. solute & solvent molecules). Acoustic impedance (Z) decreases with decrease in concentration, which supports the possibility of weak interactions between unlike molecules and is also used for accessing the absorption of sound in a media. The increasing ultrasonic velocity (U) and molar compressibility (W) with increasing concentration represents the decrease in cohesive force which is responsible for the structure breaking nature

of the solute. The hydrogen bond existing glycol and water and Glycerol+ Water is disrupted by the solute molecules and thereby formation of new bonding between solute and solvent molecules has occurred. As most of the solvent molecules are engaged in interaction with the solute, addition of more solute molecules to the solvent leads to the acceleration of the process of breaking of aggregates of solvent molecules. This process leads to the inhibition of propagation of sound waves due to large sized solute molecules acting as structure promoters. To conclude the formation of more cluster of the solute – solvent molecules with increase in hydro-dynamic volume increases the isothermal compressibility. Recently similar study was reported<sup>33</sup> from our laboratory about the ion – solvent interaction of Drug and metal complex in mixed solvents.

**Table 1: Variations of  $\eta_r$ ,  $d$  and  $V_w$  at different concentrations of NaCl**

Concentration In mol dm <sup>-3</sup>	$\eta_r$	$d$ in g ml <sup>-1</sup>		$V_w$ in cm <sup>3</sup> mol <sup>-1</sup>		$\eta_r$		$d$ in g ml <sup>-1</sup>		$V_w$ in cm <sup>3</sup> mol <sup>-1</sup>		$\eta_r$		$d$ in g ml <sup>-1</sup>		$V_w$ in cm <sup>3</sup> mol <sup>-1</sup>	
		10% Glycol + Water	20% Glycol + Water	30% Glycol + Water	10% Glycol + Water	20% Glycol + Water	30% Glycol + Water	10% Glycol + Water	20% Glycol + Water	30% Glycol + Water	10% Glycol + Water	20% Glycol + Water	30% Glycol + Water	10% Glycol + Water	20% Glycol + Water	30% Glycol + Water	
0.1000	1.07239	96.828	1.0801	1.03328	103.069	1.0986	1.04639	106.982	1.01906	6	4	1	7	0	7	3	
0.0750	1.05546	96.610	1.0613	1.03185	102.846	1.0761	1.04494	106.756	1.01763	4	1	2	0	2	2	9	
0.0500	1.03828	96.351	1.0422	1.03042	102.580	1.0521	1.04347	106.489	1.01620	6	1	1	6	2	5	6	
0.0250	1.02062	96.014	1.0226	1.02898	102.234	1.0276	1.04202	106.141	1.01477	3	2	9	8	1	8	2	
0.0100	1.00942	95.715	1.0102	1.02812	101.928	1.0122	1.04115	105.832	1.01391	2	5	6	0	7	0	0	
0.0075	1.00744	95.646	1.0080	1.02793	101.857	1.0095	1.04100	105.760	1.01377	1	7	4	3	9	4	7	
0.0050	1.00537	95.564	1.0058	1.02784	101.773	1.0068	1.04085	105.676	1.01361	8	0	0	4	3	9	2	
0.0025	1.00315	95.457	1.0033	1.02769	101.664	1.0039	1.04071	105.566	1.01348	1	8	5	0	0	1	0	
0.0010	1.00163	95.362	1.0017	1.02760	101.567	1.0019	1.04062	105.468	1.01339	1	9	3	9	0	5	3	2

**Table 2: Constants  $A \times 10^2$  (mol<sup>-1/2</sup> L<sup>1/2</sup>) and  $B$  (mol<sup>-1</sup> L) of NaCl in Glycol+ Water and Glycerol +Water at 303 °K**

Solvent	10%		20%		30%	
	A	B	A	B	A	B
Glycol + water	6.60	9.80	6.40	9.70	5.80	9.70
Glycerol + water	5.95	8.70	6.10	8.60	5.40	9.65

**Table-3: Density, Viscosity, and acoustic parameters for NaCl at 303.15K in 10% Glycol**

Volume 3 (2), Suppl. 2015, Page-06-14

Conc. Mole.dm <sup>-3</sup>	Isentropic Compressibility $S_s \times 10^{-11} \text{ cm}^2 \text{ dyne}^{-1}$	Apparent molar volume $K_0$ in ml.mol <sup>-1</sup>	Molar compressibility 'W'	Molar sound velocity 'R'	Acoustic impedance $Z \times 10^{-4}$ in CGS unit	Inter molecular free length $L_f \times 10^{-6}$ m.	Apparent molar compressibility $K_0^0 \times 10^{14}$ in cm <sup>2</sup> .dyn <sup>-1</sup>
0.1000	4.1628	112.9338	4.0737	100.2492	15.3841	4.0732	-6.1994
0.0750	4.1802	112.6211	4.0854	100.5844	15.3255	4.0817	-6.5513
0.0500	4.1977	112.2502	4.0975	100.9339	15.2662	4.0903	-7.0853
0.0250	4.2154	111.7669	4.1098	101.2859	15.2069	4.0989	-8.5672
0.0100	4.2288	111.3380	4.1168	101.4872	15.1663	4.1054	11.9834
0.0075	4.2312	111.2391	4.1177	101.5142	15.1597	4.1066	11.4583
0.0050	4.2384	111.1218	4.1184	101.5342	15.1438	4.1100	10.3554
0.0025	4.2451	110.9690	4.1187	101.5439	15.1294	4.1133	11.6333
0.0010	4.2515	110.8334	4.1187	101.5430	15.1165	4.1164	-8.1032
0.0000	4.2578	110.6247	4.1187	101.5422	15.1037	4.1195	....

**Table 4: Density, Viscosity, and acoustic parameters for NaCl at 303.15K in 20% Glycol**

Conc. Mole.dm <sup>-3</sup>	Isentropic Compressibility $S_s \times 10^{-11} \text{ cm}^2 \text{ dyne}^{-1}$	Apparent molar volume $K_0$ in ml.mol <sup>-1</sup>	Molar compressibility 'W'	Molar sound velocity 'R'	Acoustic impedance $Z \times 10^{-4}$ in CGS unit	Inter molecular free length $L_f \times 10^{-6}$ m.	Apparent molar compressibility $K_0^0 \times 10^{14}$ in cm <sup>2</sup> .dyn <sup>-1</sup>
0.1	4.1472	105.7515	4.0268	98.9048	15.5065	4.0656	-6.2239
0.075	4.1668	105.4499	4.0379	99.2219	15.4437	4.0752	-6.5724
0.05	4.1869	105.0921	4.0494	99.5512	15.3794	4.085	-7.1149
0.025	4.2099	104.6258	4.0605	99.8722	15.3102	4.0962	-11.9581
0.01	4.2243	104.212	4.0672	100.063 <sub>6</sub>	15.2678	4.1032	-12.101
0.0075	4.2287	104.1166	4.0683	100.093 <sub>5</sub>	15.2567	4.1054	-11.5677
0.005	4.2327	104.0035	4.0689	100.113 <sub>3</sub>	15.2471	4.1073	-10.4476
0.0025	4.2399	103.856	4.0696	100.132 <sub>5</sub>	15.231	4.1108	-11.7502
0.001	4.2435	103.7252	4.0699	100.142	15.223	4.1126	-9.0908
0	4.2495	103.5113	4.0696	100.130 <sub>7</sub>	15.2117	4.1154	-

**Table 5: Density, Viscosity, and acoustic parameters for NaCl at 303.15K in 30% Glycol**

Conc. Mole.dm <sup>-3</sup>	Isentropic Compressibility $S_s \times 10^{-11} \text{ cm}^2 \text{ dyne}^{-1}$	Apparent molar volume $K_0$ in ml.mol <sup>-1</sup>	Molar compressibility 'W'	Molar sound velocity 'R'	Acoustic impedance $Z \times 10^{-4}$ in CGS unit	Inter molecular free length $L_f \times 10^{-6}$ m.	Apparent molar compressibility $K_0^0 \times 10^{14}$ in cm <sup>2</sup> .dyn <sup>-1</sup>
0.1	4.172	121.8646	4.1315	101.912	15.2568	4.0777	-6.1334
0.075	4.1897	121.521	4.1435	102.257 <sub>4</sub>	15.1977	4.0864	-6.4785
0.05	4.2082	121.1135	4.1555	102.602 <sub>7</sub>	15.1376	4.0954	-7.0003
0.025	4.2274	120.5823	4.1675	102.948 <sub>3</sub>	15.0765	4.1047	-8.4471

0.01	4.2421	120.111	4.1746	103.1518	15.034	4.1119	-11.8738
0.0075	4.2448	120.0023	4.1755	103.1786	15.0269	4.1132	-11.3261
0.005	4.2475	119.8735	4.1764	103.2055	15.0198	4.1145	-10.3542
0.0025	4.2506	119.7055	4.1777	103.2431	15.0111	4.116	-10.187
0.001	4.2528	119.5565	4.1783	103.2591	15.0056	4.1171	-10.7397
0	4.2587	119.3001	4.1779	103.248	14.9945	4.1199	....

**Table 6: Density, Viscosity, and acoustic parameters for NaCl at 303.15K in 10% Glycerol**

Conc. Mole.d m <sup>-3</sup>	Isentropic Compressibility S <sub>s</sub> x 10 <sup>-11</sup> cm <sup>2</sup> dyne <sup>-1</sup>	Apparent molar volume 'K <sub>0</sub> ' in ml.mol <sup>-1</sup>	Molar compressibility 'W'	Molar sound velocity 'R'	Acoustic impedance Z x 10 <sup>-4</sup> in CGS unit	Inter molecular free length L <sub>r</sub> x 10 <sup>-6</sup> m.	Apparent molar compressibility K <sub>0</sub> <sup>0</sup> x 10 <sup>14</sup> in cm <sup>2</sup> .dyn <sup>-1</sup>
0.1	3.9783	101.8618	5.0948	124.6337	16.0717	3.982	-3.3295
0.075	3.9971	101.5856	5.1087	125.033	16.0067	3.9913	-3.3295
0.05	4.0163	101.2579	5.1232	125.4473	15.9402	4.0009	-4.7772
0.025	4.0357	100.8309	5.1378	125.8646	15.8738	4.0106	-8.1392
0.01	4.0492	100.452	5.146	126.0981	15.8309	4.0173	-14.8909
0.0075	4.0534	100.3646	5.1473	126.1343	15.8196	4.0194	-14.962
0.005	4.0628	100.261	5.1476	126.1436	15.7981	4.024	-16.698
0.0025	4.0745	100.126	5.147	126.1269	15.7732	4.0298	-19.8192
0.001	4.0805	100.0062	5.147	126.1248	15.7599	4.0328	-20.6249
0	4.0866	99.8307	5.1469	126.1226	15.7467	4.0358	....

**Table 7: Density, Viscosity, and acoustic parameters for NaBr at 303.15K in 10% Glycol**

Conc. Mole.d m <sup>-3</sup>	Isentropic Compressibility S <sub>s</sub> x 10 <sup>-11</sup> cm <sup>2</sup> dyne <sup>-1</sup>	Apparent molar volume 'K <sub>0</sub> ' in ml.mol <sup>-1</sup>	Molar compressibility 'W'	Molar sound velocity 'R'	Acoustic impedance Z x 10 <sup>-4</sup> in CGS unit	Inter molecular free length L <sub>r</sub> x 10 <sup>-6</sup> m.	Apparent molar compressibility K <sub>0</sub> <sup>0</sup> x 10 <sup>14</sup> in cm <sup>2</sup> .dyn <sup>-1</sup>
0.1	4.0747	103.7345	5.2291	128.4574	15.6556	4.0299	-1.5549
0.075	4.0953	103.4486	5.2437	128.8763	15.5888	4.0401	-1.7935
0.05	4.1171	103.1093	5.2583	129.2926	15.5201	4.0508	-2.248
0.025	4.138	102.6673	5.2731	129.7174	15.4535	4.0611	-3.5995
0.01	4.1564	102.275	5.2809	129.9437	15.4029	4.0701	-5.0776
0.0075	4.1634	102.1846	5.2818	129.9687	15.3868	4.0735	-5.8144
0.005	4.1704	102.0773	5.2827	129.9937	15.3707	4.077	-7.4567
0.0025	4.1829	101.9375	5.2826	129.9909	15.3447	4.083	-12.0318
0.001	4.1918	101.8135	5.2821	129.9755	15.3269	4.0874	-11.6959
0	4.2003	101.6022	5.2811	129.947	15.3105	4.0915	....

**Table 8: Density, Viscosity, and acoustic parameters for NaBr at 303.15K in**

**10% Glycerol**

Conc. Mole.d m <sup>-3</sup>	Isentropic Compressibility S <sub>s</sub> x 10 <sup>-11</sup> cm <sup>2</sup> dyne <sup>-1</sup>	Apparent molar volume 'K <sub>0</sub> ' in ml.mol <sup>-1</sup>	Molar compressibility 'W'	Molar sound velocity 'R'	Acoustic impedance Z x 10 <sup>-4</sup> in CGS unit	Inter molecular free length L <sub>r</sub> x 10 <sup>-6</sup> m.	Apparent molar compressibility K <sub>0</sub> <sup>0</sup> x 10 <sup>14</sup> in cm <sup>2</sup> .dyn <sup>-1</sup>
0.1	3.8925	100.6954	3.8824	94.7791	16.3746	3.9388	-5.8887
0.075	3.9105	100.4281	3.8933	95.0889	16.3088	3.9479	-6.0776
0.05	3.9291	100.111	3.9041	95.3989	16.242	3.9573	-6.4016
0.025	3.9498	99.6977	3.9148	95.7029	16.1711	3.9677	-7.2607
0.01	3.9613	99.331	3.9215	95.8949	16.1305	3.9734	-9.5839
0.0075	3.965	99.2465	3.9222	95.9126	16.1206	3.9753	-10.2992
0.005	3.9742	99.1462	3.9224	95.9192	16.0989	3.9799	-8.4829
0.0025	3.9779	99.0155	3.923	95.9369	16.0891	3.9817	-9.4584
0.001	3.9918	98.8995	3.9222	95.9136	16.0586	3.9887	-12.0206
0	4.0024	98.7135	3.9211	95.8819	16.0365	3.994	....

**Table 9: Density, Viscosity, and acoustic parameters for NaI at 303.15K in 10% Glycol**

Conc. Mole.d m <sup>-3</sup>	Isentropic Compressibility S <sub>s</sub> x 10 <sup>-11</sup> cm <sup>2</sup> dyne <sup>-1</sup>	Apparent molar volume 'K <sub>0</sub> ' in ml.mol <sup>-1</sup>	Molar compressibility 'W'	Molar sound velocity 'R'	Acoustic impedance Z x 10 <sup>-4</sup> in CGS unit	Inter molecular free length L <sub>r</sub> x 10 <sup>-6</sup> m.	Apparent molar compressibility K <sub>0</sub> <sup>0</sup> x 10 <sup>14</sup> in cm <sup>2</sup> .dyn <sup>-1</sup>
0.1	3.942	101.2053	4.5053	123.6583	16.2106	3.9638	-1.4412
0.075	3.9659	100.8964	4.5259	124.3177	16.118	3.9757	-1.5418
0.05	3.99	100.5301	4.5472	124.9987	16.0247	3.9878	-1.7157
0.025	4.0145	100.0527	4.5682	125.6722	15.9321	4	-2.254
0.01	4.0305	99.629	4.5808	126.0795	15.8738	4.008	-3.9615
0.0075	4.0355	99.5313	4.5828	126.1406	15.8594	4.0105	-4.4065
0.005	4.0404	99.4155	4.5847	126.2017	15.8449	4.0129	-4.416
0.0025	4.0506	99.2645	4.5857	126.236	15.8203	4.018	-5.6747
0.001	4.0594	99.1305	4.5854	126.2256	15.8014	4.0223	-7.3815
0	4.0707	98.9754	4.5846	126.2	15.7775	4.0279	....

**Table 10: Density, Viscosity, and acoustic parameters for NaI at 303.15K in 10% Glycerol**

Conc. Mole.d m <sup>-3</sup>	Isentropic Compressibility S <sub>s</sub> x 10 <sup>-11</sup> cm <sup>2</sup> dyne <sup>-1</sup>	Apparent molar volume 'K <sub>0</sub> ' in ml.mol <sup>-1</sup>	Molar compressibility 'W'	Molar sound velocity 'R'	Acoustic impedance Z x 10 <sup>-4</sup> in CGS unit	Inter molecular free length L <sub>r</sub> x 10 <sup>-6</sup> m.	Apparent molar compressibility K <sub>0</sub> <sup>0</sup> x 10 <sup>14</sup> in cm <sup>2</sup> .dyn <sup>-1</sup>
0.1	3.8569	100.5642	4.4508	121.9143	16.5142	3.9207	-1.4412
0.075	3.8877	100.2608	4.4698	122.5222	16.4044	3.9364	-1.5418
0.05	3.9186	99.901	4.4888	123.1292	16.2958	3.952	-1.7157
0.025	3.9499	99.4321	4.508	123.7426	16.1874	3.9677	-2.254
0.01	3.9731	99.016	4.5191	124.0975	16.1136	3.9793	-3.9615

0.0075	3.9856	98.9201	4.5197	124.116 7	16.0836	3.9856	-4.4065
0.005	3.9982	98.8063	4.5203	124.135 9	16.0536	3.9919	-4.416
0.0025	4.0052	98.658	4.5213	124.169 6	16.0355	3.9954	-5.6747
0.001	4.0119	98.5264	4.522	124.191 2	16.019	3.9988	-7.3815
0	4.0179	98.3347	4.5219	124.188 8	16.0056	4.0017	....

Fig 1: Viscosity of NaCl at 303 K (Glycol+Water)

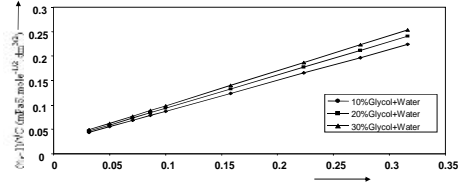


Fig 2: Viscosity of NaCl at 303 K (Glycerol+Water)

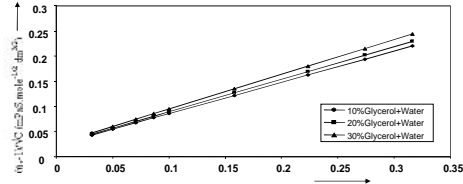


Fig 3: Apparent Molar Volume of NaCl at 303 K (Glycol+Water)

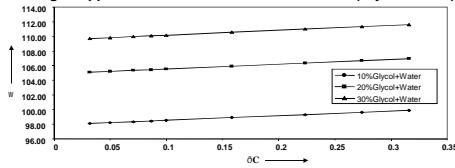


Fig 4: Apparent Molar Volume of NaCl at 303 K (Glycerol+Water)

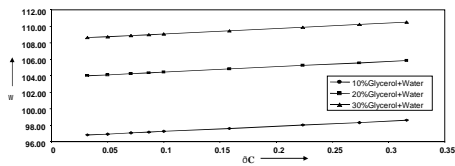


Fig 5: Ultrasonic Velocity of NaCl at 303 K (Glycol+Water)

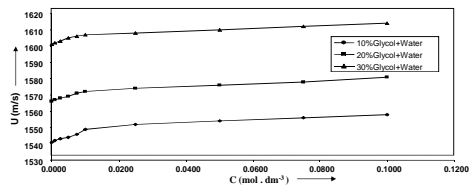


Fig 6: Ultrasonic Velocity of NaCl at 303 K (Glycerol+Water)

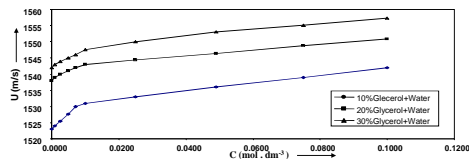


Fig 7: MOLAR SOUND VELOCITY (R), NaCl at 303 K (Glycol+Water)

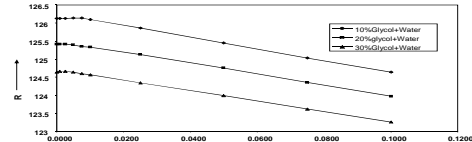


Fig 8: MOLAR SOUND VELOCITY (R), NaCl at 303 K (Glycerol+Water)

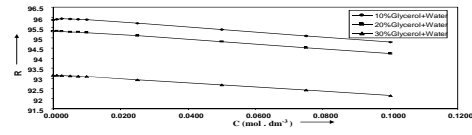


Fig 9: INTER MOLECULAR FREE LENGTH (L), NaCl at 303 K (Glycol+Water)

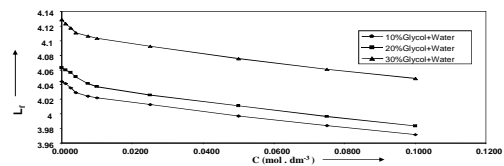


Fig 10: INTER MOLECULAR FREE LENGTH (L), NaCl at 303 K (Glycerol+Water)

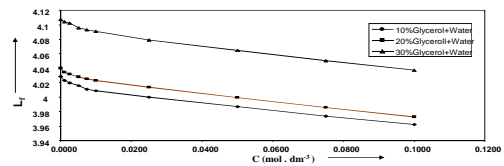


Fig 11: ACOUSTIC IMPEDANCE (z), NaCl at 303 K (Glycol+Water)

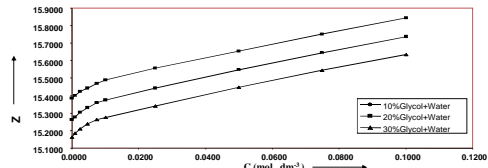
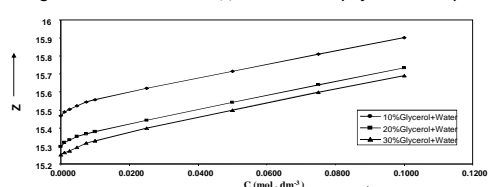


Fig 12: ACOUSTIC IMPEDANCE (z), NaCl at 303 K (Glycerol+Water)



### 5. ACKNOWLEDGEMENT

The authors are thankful to HOD Chemistry, Ravenshaw University, Cuttack, Odisha, India for providing research facilities.

### 6. REFERENCES

- Baliya S and Oza S, Ultrasonic studies of some derivatives of sulphonamide in dimethylformamide; Fluid phase Equilibria 2002, 200: 11-18.
- Rawat M K and Sangeeta, Ultrasonic study of molecular interactions and compressibility

- behavior of strontium soaps in chloroform-propylene glycol mixture; *Indian J Pure Appl phy* 2008; 46: 187-192.
3. Ali. A and Nain A K, Ultrasonic study of molecular interactions in N, N-dimethylformamide+ethanol binary mixtures at various temperatures; *Acoustics lett.* 1996; 19: 53.
  4. Ogawa H. and Murakami S.J. , Excess volumes, isentropic compressions and isobaric heat capacities for methanol mixed with other alkanols at 25<sup>0</sup>c; *J Solution Chem.* 1987; 16: 315.
  5. Das M., Das S.P., Pattanaik A.K., Acoustic behaviour of sodium nitroprusside in aquo-organic solvent media at 308.15K; *Journal of Chemistry* 2013, 2013, 1-10
  6. Mishra A.P and Mishra D K, Study of molecular interaction of some synthesized 3d metal complexes in solution by ultrasonic velocity measurement; *J.Chem.Pharma Res.* 2011; 3: 489.
  7. Crooks W.J and Christian J.D, Densities and partial molal volumes of sodiumtetrafluoroborate aqueous solutions at 20<sup>0</sup>c; *Ind, J .Chem* 2004; 43A; 1872.
  8. Panenda E.G, Guardado P, Maestre A, Limiting partial molar volumes of electrolytes in 2-methyl-2-butanol+water mixtures at 298.15k; *J. Solution Chem.* 2004; 33: 1277.
  9. Zhao C.W, Ma P.S and Li J.D, Partial molar volumes and viscosity B- coefficients of argentine in aqueous glucose, sucrose and l-ascorbic acid solutions at T=298.15K; *J.Chem. Thermodyn* 2005; 37; 648.
  10. Parmer M.L and Thakur R.C, Effect of temperature on the viscosities of some divalent transition metal sulphates and magnesium sulphate in water and water+ethylene glycol mixtures; *Ind J.Chem* 2006; 45A; 1631.
  11. Nikam P.S, Shewale R.P, Sawani A.B,Hassan M, Limiting ionic partial molar volumes and viscosities of Cs<sup>+</sup>, Na<sup>+</sup>, (C<sub>4</sub>H<sub>9</sub>)<sub>4</sub>N<sup>+</sup>, Cl<sup>-</sup>, Br<sup>-</sup>, I<sup>-</sup>, and BPh<sub>4</sub><sup>-</sup> in Aqueous Acetone at 308.15K; *J.Chem.Eng.Data* 2005;50; 487.
  12. Cox B.J, Waghorne W.E, Thermodynamics of ion-solvent interactions; *Chem.Soc.Rev.* 1980; 9; 381.
  13. Lav Y.K, SalujaP.P.S, Kebearle P, The proton in dimethyl sulfoxide and acetone. Results from gas-phase ion equilibriums involving (Me<sub>2</sub>SO)nH<sup>+</sup> and (Me<sub>2</sub>CO)nH<sup>+</sup>; *J.Am,Chem.Soc* 1980;102; 7429
  14. Nain A. K. et al, Molecular interactions in binary mixtures of formamide with Butan-1-ol, Butan-2-ol, Butan-3-ol at different temperatures; *J. Fluid Phase Equilibria*, 2008; 265; 46-56.
  15. Gurung B.B., Roy MN, Study of densities, viscosities and ultrasonic speeds of binary mixtures containing 1,2 – diethoxy ethane with alkane-1-ol at 298.15 K; *J. Solution chemistry* 2006; 35: 1587-1606
  16. Begum Z. et al. Thermodynamic, ultrasonic studies of binary liquid mixtures of anisaldehyde with alkoxy ethanols at different temperatures; *J. Mol. liquids*, 2013; 178; 99-112.
  17. Thanuja B, Kanagam C. et al. Studies of intermolecular interactions on binary mixtures of methyl orange – water system. Excess molar functionof ultrasonic parameters at different temperatures; *J. Ultrasonics Sonochemistry*, 2011; 18: 1274- 1278.
  18. Rajgopal K, Chenthilnath S, Study on excess thermodynamic parameters and theoretical astimation of ultrasonic velocity of 2-Methyl-2-propanol with nitriles at different temperatures; *J. Chem. Eng.*, 2010; 18: 806 – 816.
  19. Nain A.K., Ultrasonic and viscometric study of molecular interactions in binary mixtures of aniline



- with 1-propanol, 2-propanol, 2-methyl-1-propanol, and 2-methyl-2-propanol at different temperatures; *J. Fluid Phase Equilibria*, 2007; 259; 218 – 227.
20. Parveen S., Shukla D. et al. *J. Applied Acoustics*, 2009; 70; 507 – 513.
21. Rajgopal K, Chentilnath S, Molecular interaction studies and theoretical estimation of ultrasonic speeds in binary mixtures of toluene with nitriles at different temperatures; *J. Molecular Liquids*, 2011; 160; 72 – 80.
22. Parmer M.L, Sharma P and Guleria M.K. A comparative study of partial molar volumes of some hydrated and anhydrous salts of transition metal sulphates and magnesium sulphate in water at different temperatures, *Ind J Chem* 2006; 48A: 57-62.
23. Pal P. C., Das S.P., Determination of solubility and thermophysical properties of Tetracycline hydrochloride and ciprofloxacin antibiotics in Different solvents system, *Int. J. Appl. Bio. Pharm. Tech.*, 2014; 5: 72-80.
24. Pal P. C., Das S.P., Acoustic and volumetric properties of ciprofloxacin hydrochloride in dioxane-water mixture at 303.3 K, *Int. J. Res. Pharm. Sci.*, 2015; 4; 45-50.
25. Roy M.N., Dey R., Jha A., Study of Ion-Solvent Interactions of Some Alkali Metal Chlorides in Tetrahydrofuran + Water Mixture at Different Temperatures; *J. Chem. Eng.Data* 2001, 46, 1327-1329.
26. Roy M.N., Chanda R., Sarkar K., *J. Phy. Chem. A* 2009; 83: 1737-1746.
27. Masson D. O., Solute molecular volumes in relation to salvation and ionization, *Phil. Mag.* 1929; 8, 218.
28. Gurney R. W., *Ionic process in solution*, (Chapter-9), McGraw Hill, New York, 1953.
29. Falkenhagen H and Dole M., Viscosity of electrolyte solutions and its significance to the Debye theory; *Z Phys* 1929; 30, 611.
30. Jones G. and Dole M., *J. Am. Chem. Soc* 1929; 51, 2950,
31. Wood A. B., *A Text book of Sound*, 3<sup>rd</sup> edn (G.Bell, London), 1960; 51; 577.
32. Das M., Das S.P., Pattanaik A.K., Acoustical and volumetric properties of aqueous solution of levofloxacin nickel complexes at 308K; *Int j adv Chem* 2014; 2; 66-69.
33. Das M., Das S.P., Pattanaik A.K., Ultrasonic Behaviour of Chloroquine in Aqueous Solution of Acetic Acid at 298.15K ; *Int. J. Sci. Res.*, 2015, International Symposium on Ultrasonics-2015